



20<sup>th</sup> January 2026  
KDa/SSn

Dear Parent/Carer,

To make the student login process simpler and more reliable, we have introduced Single Sign-On (SSO) for student access to Bromcom. This means students can now access the Bromcom Student Portal more easily to view their homework, timetable, attendance and other important school information.

### How students log in

When in school using a school device:

- Visit [www.bromcomvle.com](http://www.bromcomvle.com)
- Click "Login with Microsoft Account"
- Students will be logged in automatically with no further action required

When at home or using a non-school device:

- Visit [www.bromcomvle.com](http://www.bromcomvle.com)
- Click "Login with Microsoft Account"
- Enter the student's school email address and school password
- The system will then sign them in automatically

### What this means for students

With this improvement, students only need to remember one password to access all key school systems, including:

- Office 365
- Microsoft Teams
- Outlook (email)
- Bromcom Student Portal
- Sparx Maths
- Sparx Science
- and other school learning resources

We hope this change helps students access school resources quickly, easily and effectively, both in and out of school. If you or your child experience any issues, please contact mcas@themallingschool.kent.sch.uk for support.

Yours sincerely,

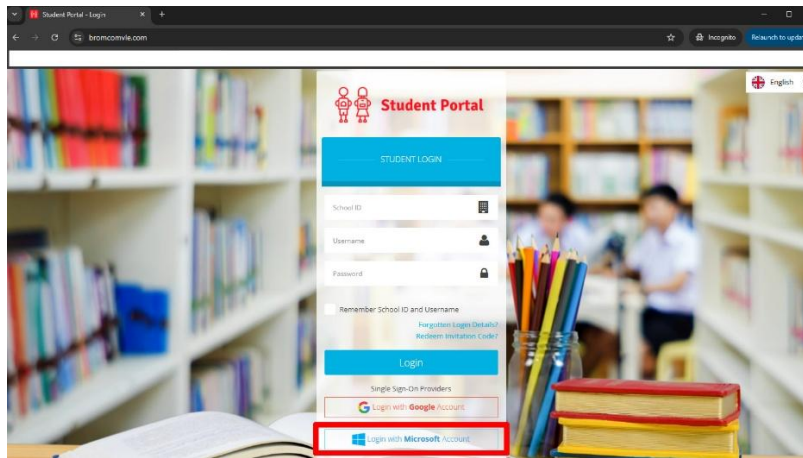
**Mrs K Davey**  
Senior Deputy Headteacher



## Login using school device

Step 1 – [www.bromcomvle.com](http://www.bromcomvle.com)

Step 2 - Click Login with Microsoft Account

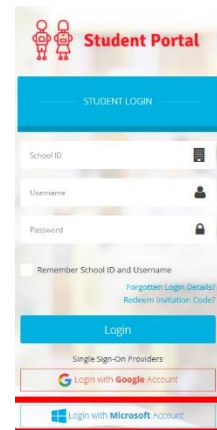


## Login using non-school device


Step 1 of 4 - [www.bromcomvle.com](http://www.bromcomvle.com)



Step 2 of 4 – Click Login with Microsoft Account



Step 3 of 4 - Enter School email address and password



Step 4 of 4 – If dialog box appears, click Accept

